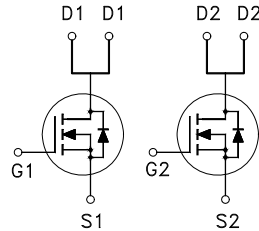


Dual N-Channel Logic Level Enhancement Mode Field Effect Transistor

Product Summary:

$BV_{DSS}$	30V
$R_{DS(on)}$ (MAX.)	17m $\Omega$
$I_D$	10A



UIS, Rg 100% Tested

Pb-Free Lead Plating & Halogen Free



ABSOLUTE MAXIMUM RATINGS ( $T_A = 25^\circ\text{C}$  Unless Otherwise Noted)

PARAMETERS/TEST CONDITIONS		SYMBOL	LIMITS	UNIT
Gate-Source Voltage		$V_{GS}$	$\pm 20$	V
Continuous Drain Current	$T_A = 25^\circ\text{C}$	$I_D$	10	A
	$T_A = 100^\circ\text{C}$		7	
Pulsed Drain Current <sup>1</sup>		$I_{DM}$	40	
Avalanche Current		$I_{AS}$	12	
Avalanche Energy	$L = 0.1\text{mH}, I_D = 10\text{A}, R_G = 25\Omega$	$E_{AS}$	5	mJ
Repetitive Avalanche Energy <sup>2</sup>	$L = 0.05\text{mH}$	$E_{AR}$	2.5	
Power Dissipation	$T_A = 25^\circ\text{C}$	$P_D$	2.27	W
	$T_A = 100^\circ\text{C}$		0.9	
Operating Junction & Storage Temperature Range		$T_{j}, T_{stg}$	-55 to 150	$^\circ\text{C}$

100% UIS testing in condition of  $V_D = 15\text{V}, L = 0.1\text{mH}, V_G = 10\text{V}, I_L = 7.5\text{A}$ , Rated  $V_{DS} = 30\text{V}$  N-CH

THERMAL RESISTANCE RATINGS

THERMAL RESISTANCE	SYMBOL	TYPICAL	MAXIMUM	UNIT
Junction-to-Case	$R_{\theta JC}$		7.5	$^\circ\text{C} / \text{W}$
Junction-to-Ambient <sup>3</sup>	$R_{\theta JA}$		55	

<sup>1</sup>Pulse width limited by maximum junction temperature.

<sup>2</sup>Duty cycle  $\leq 1\%$

<sup>3</sup>55 $^\circ\text{C} / \text{W}$  when mounted on a 1 in<sup>2</sup> pad of 2 oz copper.



ELECTRICAL CHARACTERISTICS ( $T_A = 25\text{ }^\circ\text{C}$ , Unless Otherwise Noted)

PARAMETER	SYMBOL	TEST CONDITIONS	LIMITS			UNIT
			MIN	TYP	MAX	
<b>STATIC</b>						
Drain-Source Breakdown Voltage	$V_{(BR)DSS}$	$V_{GS} = 0V, I_D = 250\mu A$	30			V
Gate Threshold Voltage	$V_{GS(th)}$	$V_{DS} = V_{GS}, I_D = 250\mu A$	1	1.5	3	
Gate-Body Leakage	$I_{GSS}$	$V_{DS} = 0V, V_{GS} = \pm 20V$			$\pm 100$	nA
Zero Gate Voltage Drain Current	$I_{DSS}$	$V_{DS} = 24V, V_{GS} = 0V$			1	$\mu A$
		$V_{DS} = 20V, V_{GS} = 0V, T_J = 125\text{ }^\circ\text{C}$			25	
On-State Drain Current <sup>1</sup>	$I_{D(ON)}$	$V_{DS} = 10V, V_{GS} = 10V$	10			A
Drain-Source On-State Resistance <sup>1</sup>	$R_{DS(ON)}$	$V_{GS} = 10V, I_D = 10A$		14.5	17	$m\Omega$
		$V_{GS} = 4.5V, I_D = 6A$		21	26	
Forward Transconductance <sup>1</sup>	$g_{fs}$	$V_{DS} = 5V, I_D = 10A$		18		S
<b>DYNAMIC</b>						
Input Capacitance	$C_{iss}$	$V_{GS} = 0V, V_{DS} = 15V, f = 1MHz$		597		$pF$
Output Capacitance	$C_{oss}$			111		
Reverse Transfer Capacitance	$C_{rss}$			96		
Gate Resistance	$R_g$	$V_{GS} = 15mV, V_{DS} = 0V, f = 1MHz$		2.0		$\Omega$
Total Gate Charge <sup>1,2</sup>	$Q_g(V_{GS}=10V)$	$V_{DS} = 15V, V_{GS} = 10V, I_D = 10A$		14		nC
	$Q_g(V_{GS}=4.5V)$			7.8		
Gate-Source Charge <sup>1,2</sup>	$Q_{gs}$			1.8		
Gate-Drain Charge <sup>1,2</sup>	$Q_{gd}$			4.7		
Turn-On Delay Time <sup>1,2</sup>	$t_{d(on)}$		$V_{DS} = 15V, I_D = 1A, V_{GS} = 10V, R_{GS} = 6\Omega$		10	
Rise Time <sup>1,2</sup>	$t_r$			15		
Turn-Off Delay Time <sup>1,2</sup>	$t_{d(off)}$			35		
Fall Time <sup>1,2</sup>	$t_f$			20		
<b>SOURCE-DRAIN DIODE RATINGS AND CHARACTERISTICS (<math>T_C = 25\text{ }^\circ\text{C}</math>)</b>						
Continuous Current	$I_S$				2.3	A
Pulsed Current <sup>3</sup>	$I_{SM}$				9.2	
Forward Voltage <sup>1</sup>	$V_{SD}$	$I_F = I_S, V_{GS} = 0V$			1.2	V
Reverse Recovery Time	$t_{rr}$	$I_F = I_S, di_F/dt = 100A / \mu S$		50		nS
Peak Reverse Recovery Current	$I_{RM(REC)}$			30		A
Reverse Recovery Charge	$Q_{rr}$			2		nC

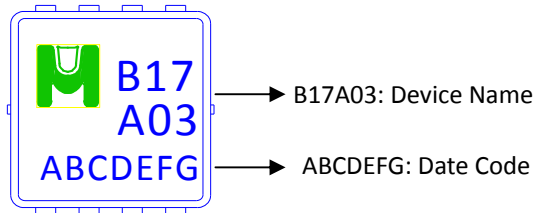
<sup>1</sup>Pulse test : Pulse Width  $\leq 300 \mu\text{sec}$ , Duty Cycle  $\leq 2\%$ .

<sup>2</sup>Independent of operating temperature.

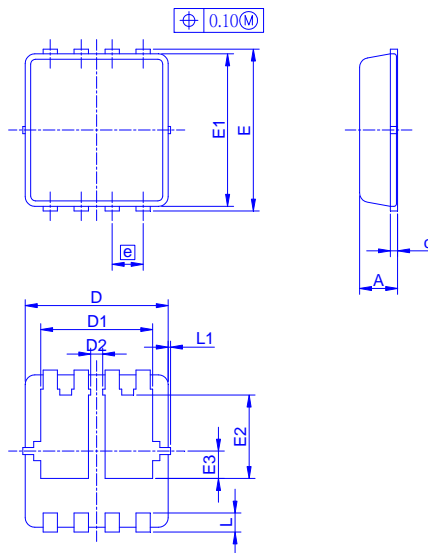
<sup>3</sup>Pulse width limited by maximum junction temperature.

Ordering & Marking Information:

Device Name: EMB17A03V for EDFN 3 x 3



Outline Drawing



Dimension in mm

Dimension	A	A1	b	c	D	D1	D2	E	E1	E2	E3	e	L	L1	$\theta 1$
Min.	0.70	0	0.24	0.10	2.95	2.25		3.15	2.95	1.65			0.30	0	0°
Typ.	0.80		0.30	0.152	3.00	2.35	0.225	3.20	3.00	1.75	0.575	0.65	0.40		10°
Max.	0.90	0.05	0.35	0.25	3.05	2.45		3.25	3.05	1.85			0.50	0.10	12°

Recommended minimum pads

